


rayolite®

**HALLEN
PRODUCTS**
LIMITED

Model H1010HP




High Profile — Narrow

Hallen Products Snowplowable
Raised Pavement Marker.
Designed To Endure
The Rigors Of
The Road.



**Rayolite
#2004 Marker**

Designed For Safety. Engineered To Last.



rayolite®

**HALLEN
PRODUCTS**
LIMITED

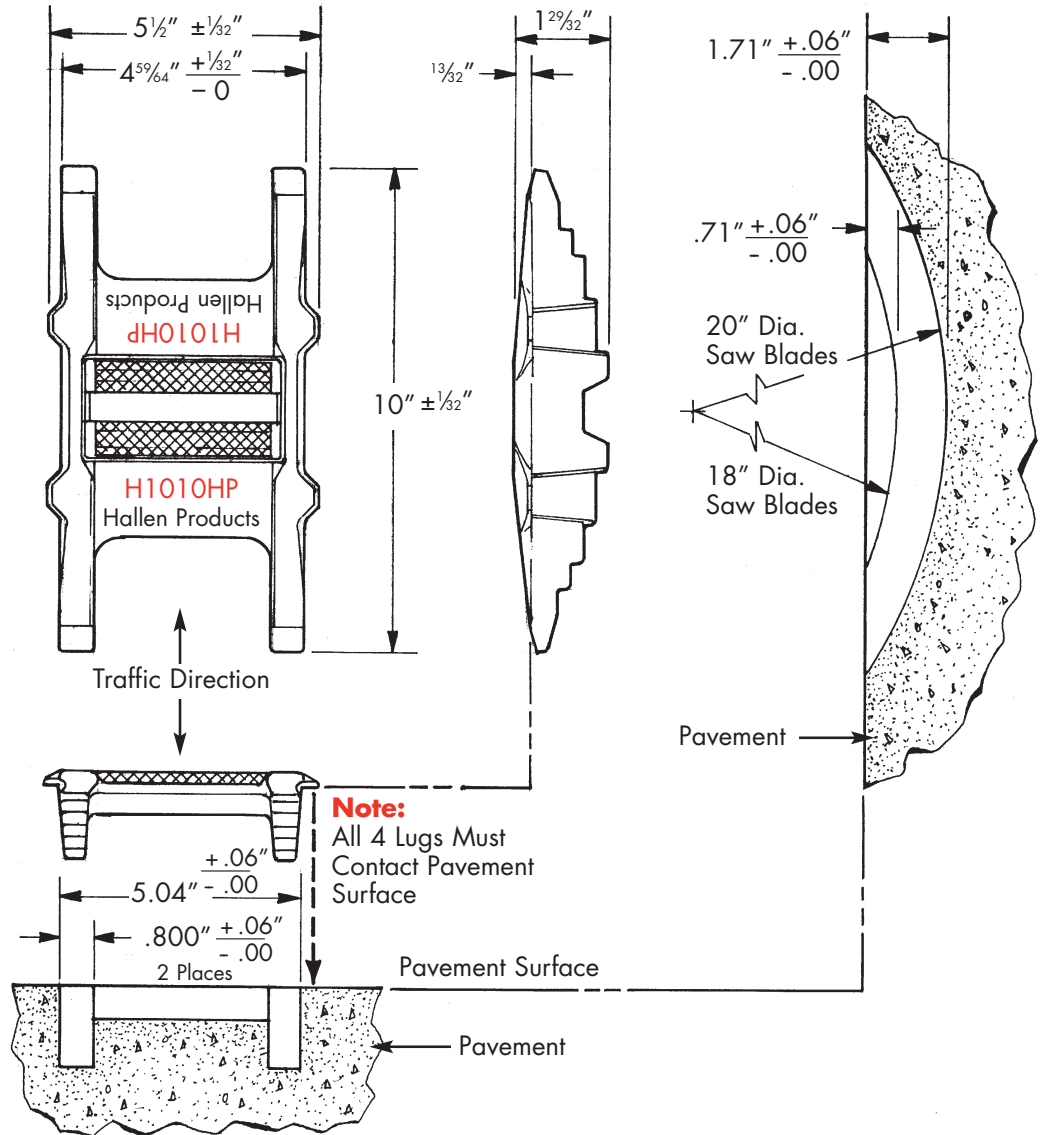
Model H1010HP Installation and Details

High Profile, Two-Way Snowplowable, Raised Pavement Marker

4500 N. Sam Houston Parkway W.
Building A, Suite 120
Houston, Texas 77086

Phone: (281) 617-2240
Toll Free: (800) 848-7025
Fax: (281) 583-1506

1. Pavement must be cut to the dimensions as shown.
2. Minimum 65 Horsepower saw is recommended for making pavement cuts.
3. The saw is to be fitted with grouping of 18" diameter saw blades with spacers, nested between 20" diameter saw blades with spacers as recommended by saw blade manufacturer.
4. Each pavement cut must be inspected prior to epoxy/marker installation per the following:
 - Each casting must be centered lengthwise and should have 1/8" side-to-side clearance after insertion in pavement cut.
 - All 4 leveling lugs must contact the pavement surface.
 - The extreme ends of all castings must be below pavement surface after insertion in pavement cut.
5. The pavement cut must be completely dry and free of dust, dirt or any other material that will interfere with the adhesive bond.
6. 2-component epoxy adhesive is to be used to fill the pavement cut to within 3/8" of top of pavement. Then place marker into the epoxy filled pavement cut—noting 4 tabs must be in contact with pavement surface, and epoxy should be level with pavement surface. Epoxy should be prevented from blocking the reflector lens.
7. Any epoxy inadvertently spilled/dripped on the active reflector face must be removed immediately.



Multiple Colors For Multiple Applications

Lens Color	Part Numbers	
	Base and Reflector	Replacement Reflector Unit
2 Way Amber	H1010HPR042A	20042AP
2 Way White	H1010HPR042W	20042WP
2 Way White/Red	H1010HPR042WR	2004WRP
2 Way Amber/Red	H1010HPR042AR	2004ARP
2 Way Blue	H1010HPR042B	20042BP

Lens Color	Part Numbers	
	Base and Reflector	Replacement Reflector Unit
1 Way Amber	H1010HPR041A	20041AP
1 Way White	H1010HPR041W	20041WP

Base Casting Only H1010HP